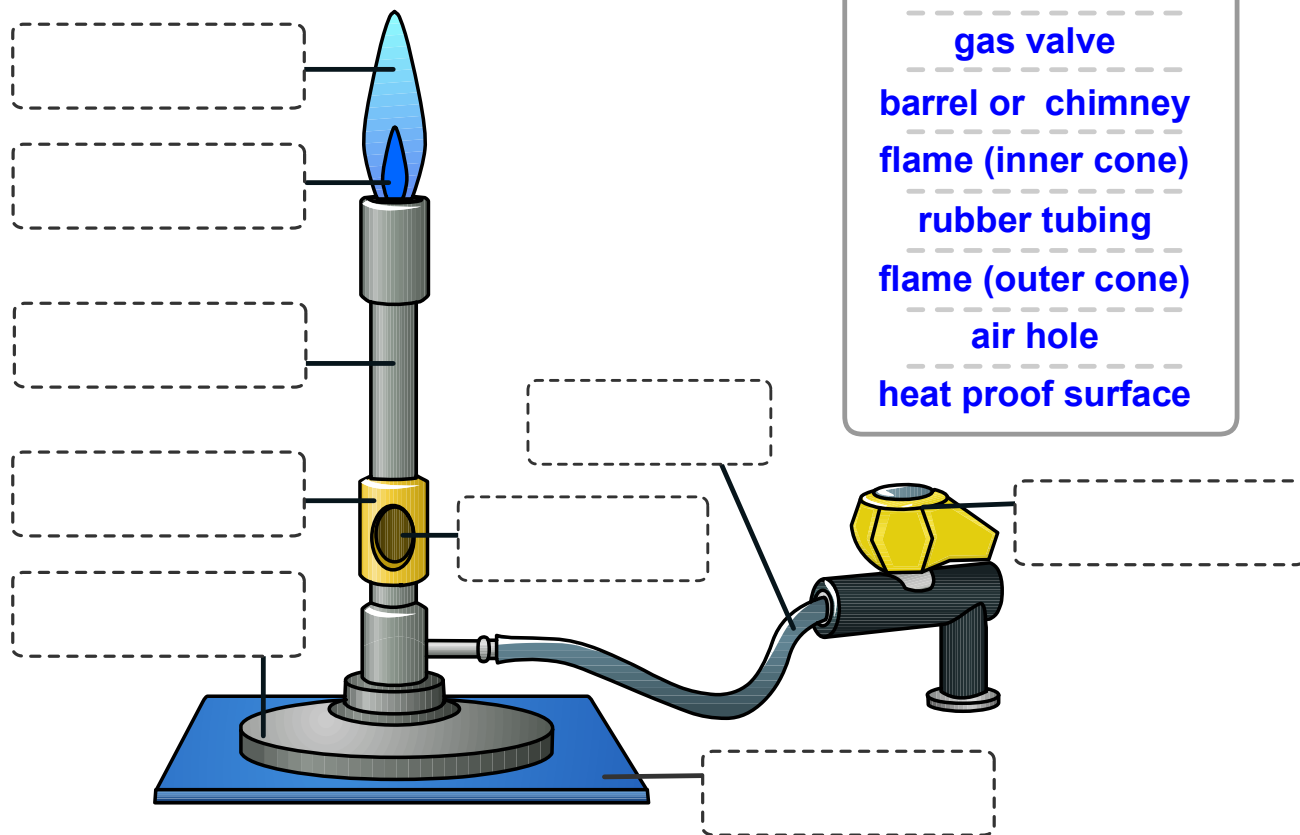



The Bunsen Burner (1)

Label the Bunsen burner

Use the phrases shown below to label the diagram.



Bunsen burner flames and air hole positions



- 1** Air hole closed: a yellow, sooty flame often called the 'safety flame'. Use this hole position when not in use or when lighting
- 2** Air hole slightly open
- 3** Air hole half open
- 4** Air hole fully open: very hot roaring blue flame

The Bunsen Burner (2)

Practical test: lighting a Bunsen burner safely

In this practical your teacher will watch you lighting a Bunsen burner to assess whether you are safe to use one in the classroom.

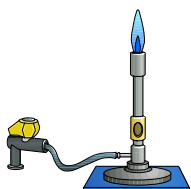
Teacher to tick here	Practical test: Bunsen burner safety check points
	The location of the lab fire extinguisher and safety blanket is known.
	Safety glasses were worn.
	Long hair was tied back and loose items of clothing tucked away.
	The Bunsen burner was placed on a heat resistance surface.
	The Bunsen burner is not too close to the edge of the desk.
	The burner was connected to the gas tap correctly.
	The rubber tubing was checked for cracks or leaks.
	The air hole on the Bunsen burner was closed before lighting.
	The splint was lit before the gas was turned on.
	The splint was positioned correctly while the gas was turned on.
	The student can adjust the flame safely.

Bunsen burner licence

If you've completed the exercises so far your teacher may be willing to award you a 'licence to heat things safely and responsibly'. OK, so it's not exactly a licence to kill, but even Mr. Bond had to start somewhere!

Bunsen Burner Licence

This certifies that has demonstrated the ability to:



- ★ identify and name the parts of a Bunsen burner
- ★ set up a Bunsen burner correctly and light it safely
- ★ adjust the flame appropriately and use the Bunsen burner safely

The holder of this licence may therefore use a Bunsen burner in the lab if directed to do so by a teacher.

Signed:



Date:

***The small print: The holder is fully responsible for their actions while using a Bunsen burner and any failure to act safely will result in the immediate revocation of the licence.